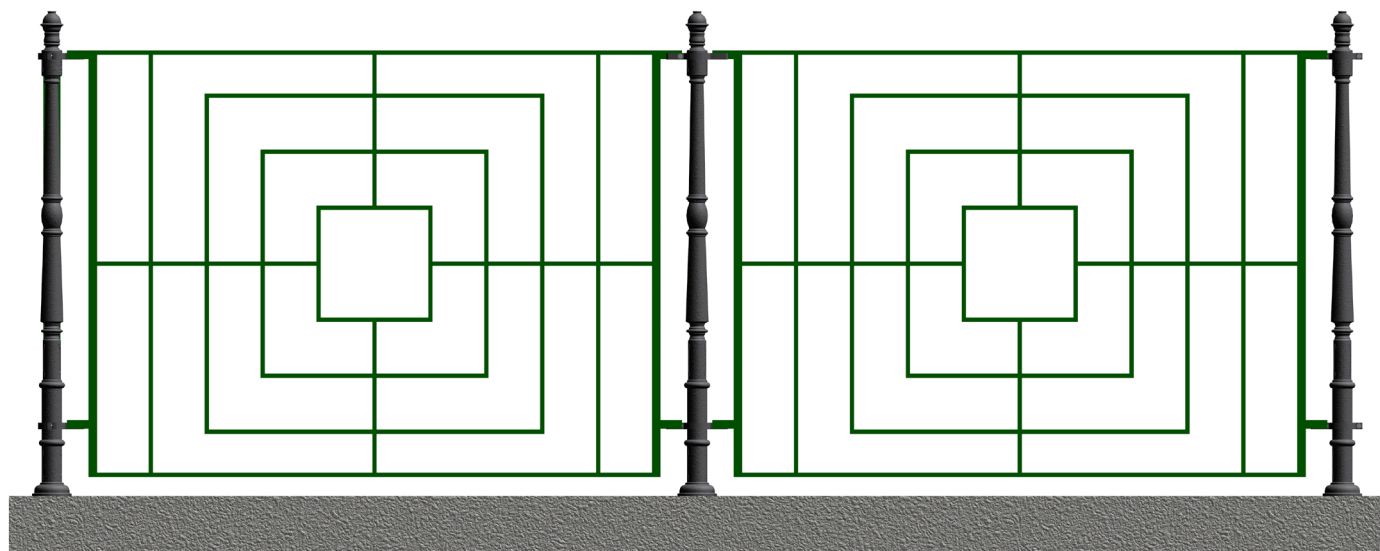



BARRIER WITH STEEL FRAME

Modular steel structure S235JR (UNI EN 10025) laser machined with decorative elements customizable, alternating with cast iron or steel posts of your choice from compatible ones. Standard color anthracite gray or RAL colors on request.

INSTALLATION EXAMPLE



COMPATIBLE POLES

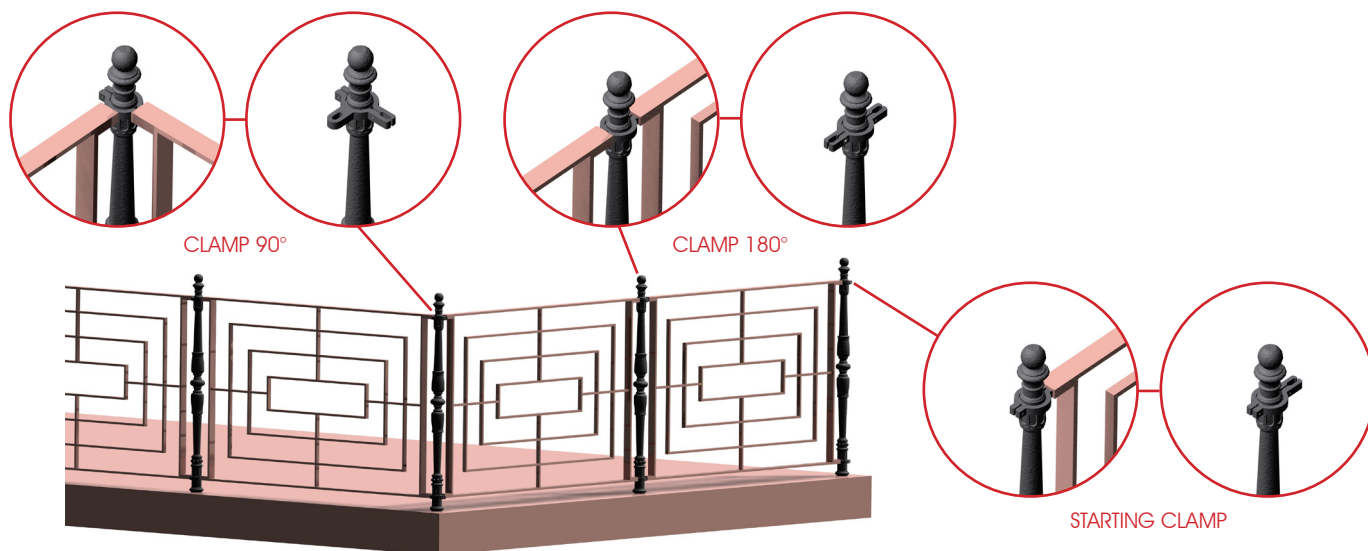


CONNECTING CLAMPS

Shaped clamps made of S235JR steel (UNI EN 10025) with holes for the passage of anchor screws to the frame. Attachments suitable for different configurations: initial, 90° angular and 180° angular.

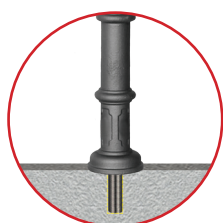
Possible optional 90°-180° attachment.

Standard color anthracite gray or RAL colors on request.




TYPES OF GROUND FIXING


Depending on the type of surface, fixing the post to the ground is recommended with Ø24 mm threaded bar or burying a section of the post itself.



EXAMPLE OF FASTENING
WITH THREADED ROD




EXAMPLE OF FASTENING
WITH THREADED ROD



EXAMPLE OF FIXING
WITH UNDERGROUND POLE

OPTIONAL HANDRAIL

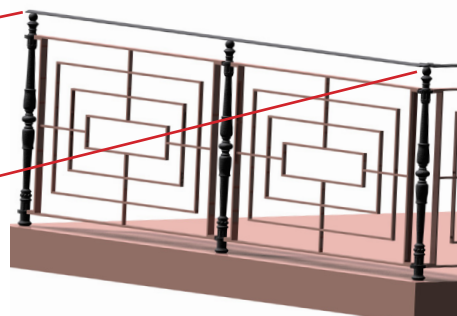
The handrail can be attached to the top of the M8 drilled posts by means of special adjustable fitting attachments and related accessories.



HANDRAIL CAP



ADJUSTABLE CONNECTOR



ISTRUZIONI DI MONTAGGIO

