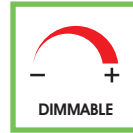

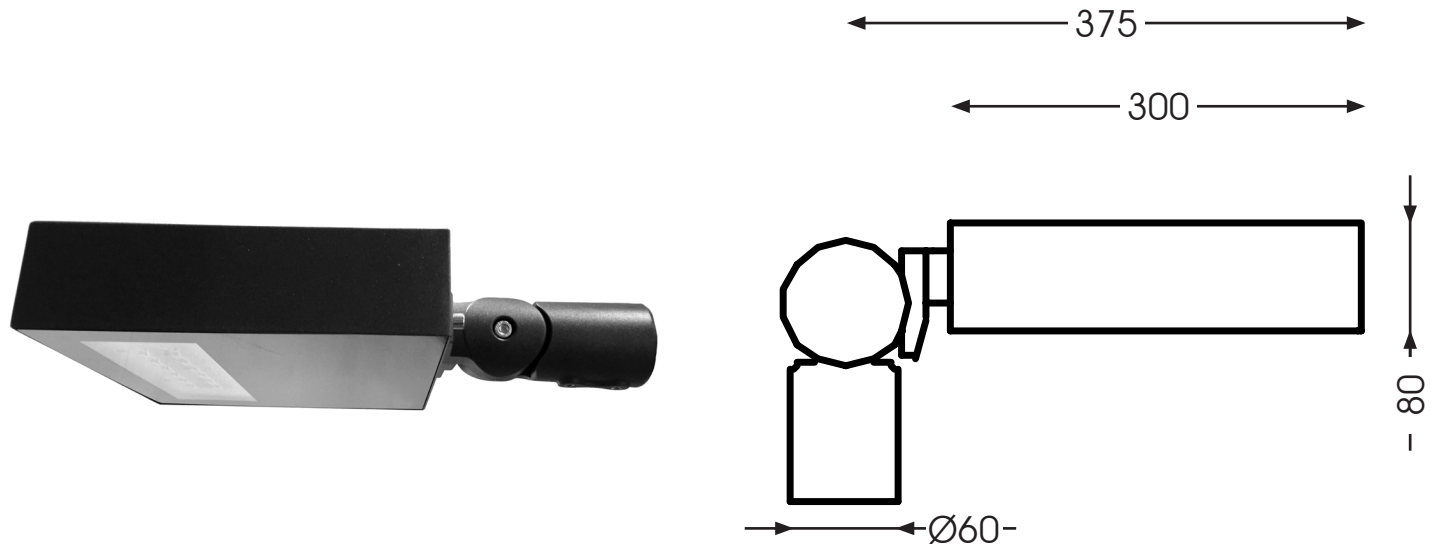


LM 04 P - TECHNICAL DATA



LIGHTING FIXTURE

Cube Illuminating Body conforms to EN 60598-1-2-3, suitable for pole-head mounting.

STRUCTURE

Formed by a main body in sheet steel, and an adjustable Ø60 mm pole head attachment in cast aluminum (UNI EN 1706). At the bottom is a painted aluminum LED holder plate, the LED module on a printed circuit board equipped with a white lacquered die-cast aluminum finned heat sink to facilitate heat dissipation, silicone rubber gasket, 4 mm thick extra clear tempered glass (IK 09), an IP66 cable gland, and an osmotic vacuum valve.

DIMENSIONS

300x80 mm

WEIGHT

7.5 kg all included.

LED SYSTEM TECHNICAL CHARACTERISTICS

Osram LED CRI > 70 at very high efficiency with system efficiency above 115 lm/W available with temperature of color at 3000/4000 °K, economic life of the equipment $T_a = 25^\circ > 100,000$ hours. PMMA optics with geometry variable: circular, street and pedestrian. IP66 degree of protection for optical compartment. Power supply 220-240V 50/60Hz surge protection 10 Kv. Fixed control system, virtual midnight STD dimming or on demand (Custom).

PAINTING CYCLE

Pickling and washing with demineralized water, nanotechnological process, drying at 160°C, polyester powder coating and oven curing at 200°C.

SYSTEM PERFORMANCE

LED NUMBER	POWER W	CONSUMPTION mA	TEMP. COLOR °K	FLUX lm	LED EFFICIENCY lm/W	SYSTEM EFFICIENCY lm/W
12	10	276	3000	1633	163	142
12	15	406	3000	2340	156	136
12	20	536	3000	3022	151	131
12	25	662	3000	3658	146	127
12	30	788	3000	4270	142	124
24	35	472	3000	5379	154	134
24	40	536	3000	6043	151	131
24	45	600	3000	6695	148	129
24	50	662	3000	7316	146	127
24	55	726	3000	7944	144	125
12	10	276	4000	1786	179	155
12	15	406	4000	2559	171	148
12	20	536	4000	3305	165	144
12	25	662	4000	4001	160	139
12	30	788	4000	4670	156	135
24	35	472	4000	5883	168	146
24	40	536	4000	6610	165	144
24	45	600	4000	7323	162	141
24	50	662	4000	8001	160	139
24	55	726	4000	8688	158	137

PHOTOMETRIC CURVES

